






12 Timber Close Kalaru NSW

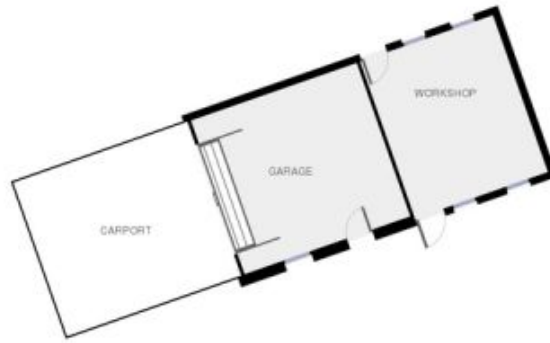
5  2  6 

Stunning Executive Style Family Home, Ideally located in a quiet leafy cul-de-sac midway between Bega and Pristine South Coast Beaches of Tathra and Merimbula and surrounded by native flora and fauna.

- Craftsman Built in Western Red Cedar with timber sash windows
- Verandas on all sides featuring magnificent alfresco dining & entertaining areas
- Spacious 4 Bedroom plus office with ensuite and walk in robe to main
- Downstairs Bedroom or teenage retreat with own bathroom and entry
- 9 Foot ceilings with polished hardwood timber flooring
- Huge Modern kitchen with Gas cook top

Type : House
Land Size : 7672 sqm
View : <https://www.butterfieldproperty.com.au/sale/nsw/far-south-coast/kalaru/residential/house/8150522>

[For full version visit the website](https://www.butterfieldproperty.com.au)



Disclaimer: Please note this floor plan is for marketing purposes and is to be used as a guide only.



Disclaimer: Please note this floor plan is for marketing purposes and is to be used as a guide only.